



WOOD FIXTURES LEGEND		
PRODUCE		
QTY	PLAN ID#	DESCRIPTION
1	P-A	WRAP AROUND ENDCAP
2	P-B	WRAP AROUND END CAP
1	P-C	SPICE RACK ENDCAP
0	P-D	45" EURO TABLE
0	P-E	45" CASE EXTENDER
0	P-F	36"x36" ORCHARD BIN
1	P-G	72" TOMATO ISLAND
1	P-H	5" BANANA TABLE (MEDIUM)
0	P-I	POTATO ENDCAP
0	P-K	42" EURO TABLE
0	P-L	42" CASE EXTENDER
0	P-M	NESTING TABLES (5PC)
2	P-N	3" ELEVATED ORCHARD BIN
0	P-O	BAGGED POTATO DISPLAY
0	P-P	PRODUCE SPICE RACK
0	P-Q	56" CREAM COOLER
0	P-R	GARDEN COOLER SNACK FIXTURE
0	P-S	50" CASE EXTENDER
0	P-T	6" BANANA TABLE (LARGE)
0	P-U	3" SNACK FIXTURE
0	P-V	8" SNACK FIXTURE
0	P-W	6"x3" SNACK FIXTURE
0	P-X	SEASONAL WEDGE BIN
0	P-Y	POTATO/ONION DISPLAY
0	P-Z	PISTACHIO ENDCAP
0	P-AA	POTATO/ONION ENDCAP
0	P-AB	BANANA ENDCAP
0	P-AC	SEASONAL SQUARE BIN
0	P-AD	POTATO/ONION DISPLAY W/DRAWER
0	P-AE	60" TOMATO ISLAND
1	P-AF	FRESH TO FRONT
0	P-AG	LG CONSUMER FLORAL FIXTURE
0	P-AH	30" WRAP AROUND END
0	P-AJ	FLORAL NESTING TABLES (3PC)
0	P-AK	CONSUMER FLORAL (CURVED)
0	P-AL	POTATO/ONION SPICE RACK END
0	P-AM	POTATO/ONION BIN (LEFT)
2	P-AN	POTATO/ONION BIN (LEFT)
0	P-AO	POTATO/ONION BIN (CENTER)
2	P-AP	POTATO/ONION BIN (RIGHT)
0	P-AQ	GARDEN COOLER TABLE END CAP
0	P-AR	GARDEN COOLER TABLE END CAP
0	P-AS	LARGE TOMATO ISLAND
0	P-AT	SM CONSUMER COOLER SNACK RACK
0	P-AU	LARGE WRAP AROUND END
0	P-AV	LARGE CRETE END
0	P-AW	LARGE END CAP
0	P-AX	SM CONSUMER FLORAL FIXTURE
0	P-AY	4" BANANA TABLE


DELI/BAKERY		
QTY	MODEL#	DESCRIPTION
0	D-A	4" BREAD WALL
3	D-B	TWO-TIERED SATELLITE TABLE
3	D-C	5PC NESTING TABLE
0	D-D	BAKERY ISLAND
0	D-E	DUAL ENDCAP
0	D-F	HIGH VOLUME ISLAND
0	D-G	8" BREAD WALL
0	D-H	3PC NESTING TABLE
0	D-J	INLINE BREAD WALL
1	D-K	PASTRY BIN
0	D-L	DELI SNACK FIXTURE
0	D-M	48" INLINE BREAD WALL

REFRIGERATED		
QTY	MODEL #	DESCRIPTION
4	R-A	3'x8' REFRIG BIN SLANT
1	R-B	3'x3' REFRIG BIN SLANT
0	R-BL	3'X3' REFRIG BIN SLANT - LOW FRONT
0	R-C	4'x4' REFRIG BIN SLANT
1	R-CL	3'X4' REFRIG BIN SLANT - LOW FRONT
0	R-E	5'x5' REFRIG BERRY QUAD
0	R-F	3'x6' REFRIG BIN SLANT
0	R-G	3'x6' HIGH BACK REFRIG BIN SLANT
0	R-H	4'x4' REFRIG BIN SLANT - REAR SHELF

GENERAL	
QTY	DESCRIPTION
0	C-A LOCAL RACK - FREESTANDING
0	C-B BOOKSHELF
0	C-C 6 SIDED REUSABLE BAG RACK
0	C-D 3 SIDED REUSABLE BAG RACK

 — QTY: 0 — CSSLP-3-24-FOODLION
 24" CHROME CORNER
 POST WITH DOME TOP

 — QTY: 29 — UNI-GUARD-26.5
 CORNER PROTECTOR

 — QTY: 0 — EXISTING CORNER
 PROTECTOR

PROVIDED BY FOOD LION, INSTALLED
 BY THE GENERAL CONTRACTOR

CASE LEGEND				37	YLI	LE60
DESCRIPTION	INT.	EXT.	AGE	38	YLI	LE60
RELOCED				39 <th>YLI</th> <th>LE60</th>	YLI	LE60
EXISTING				40 <th>YLI</th> <th>LE60</th>	YLI	LE60
REMOVED				41 <th>YLI</th> <th>LE60</th>	YLI	LE60
D.O. DEL. SERVICE	BLK	BLK	98	42 <th>YLI</th> <th>LE60</th>	YLI	LE60
D.O. DEL. SERVICE	BLK	BLK	98	43 <th>YLI</th> <th>LE60</th>	YLI	LE60
D.O. DEL. SELF-SERVICE	BLK	BLK	98	44 <th>YLI</th> <th>LE60</th>	YLI	LE60
D.O. DEL. SERVICE	BLK	BLK	98	45 <th>YLI</th> <th>LE60</th>	YLI	LE60
D.O. DEL. SERVICE	BLK	BLK	98	46 <th>YLI</th> <th>LE60</th>	YLI	LE60
D.O. DEL. SERVICE	BLK	BLK	98	47 <th>YLI</th> <th>LE60</th>	YLI	LE60
BAKERY S/S REFRIG	BLK	BLK	98	48 <th>YLI</th> <th>LE60</th>	YLI	LE60
BAKERY WEDGE	BLK	BLK	98	49 <th>YLI</th> <th>LE60</th>	YLI	LE60
BAKERY S/S REFRIG	BLK	BLK	98	50 <th>YLI</th> <th>LE60</th>	YLI	LE60
FRONT COUNTER	WHI	BLK	05	51 <th>YLI</th> <th>LE60</th>	YLI	LE60
LUNCH MEAT	BLK	BLK	05	52 <th>YLI</th> <th>LE60</th>	YLI	LE60
LUNCH MEAT	BLK	BLK	05	53 <th>YLI</th> <th>LE60</th>	YLI	LE60
PRODUCE MULTI-DECK	BLK	BGE	05	54 <th>YLI</th> <th>LE60</th>	YLI	LE60
PRODUCE SINGLE-DECK	BLK	BGE	05	55 <th>YLI</th> <th>LE60</th>	YLI	LE60
PRODUCE SINGLE-DECK	BLK	BGE	05	56 <th>YLI</th> <th>LE60</th>	YLI	LE60
PRODUCE SINGLE-DECK	BLK	BGE	05	57 <th>YLI</th> <th>LE60</th>	YLI	LE60
PRODUCE SINGLE-DECK	BLK	BGE	05	58 <th>YLI</th> <th>LE60</th>	YLI	LE60
PRODUCE SINGLE-DECK	BLK	BGE	05	59 <th>YLI</th> <th>LE60</th>	YLI	LE60
PRODUCE SINGLE-DECK	BLK	BGE	05	60 <th>YLI</th> <th>LE60</th>	YLI	LE60
PRODUCE SINGLE-DECK	BLK	BGE	05	61 <th>YLI</th> <th>LE60</th>	YLI	LE60
PRODUCE SINGLE-DECK	BLK	BGE	05	62 <th>YLI</th> <th>LE60</th>	YLI	LE60
PRODUCE MULTI-DECK	BLK	BGE	05	63 <th>YLI</th> <th>LE60</th>	YLI	LE60
MEAT PROMO	BLK	BLK	98	64 <th>YLI</th> <th>LE60</th>	YLI	LE60
MEAT PROMO	BLK	BLK	98	65 <th>YLI</th> <th>LE60</th>	YLI	LE60
CAFOD ONE-DECK	BLK	BLK	98	66 <th>YLI</th> <th>LE60</th>	YLI	LE60
CAFOD ONE-DECK	BLK	BLK	98	67 <th>YLI</th> <th>LE60</th>	YLI	LE60

LEGEND STORE #1458		
AREAS - SQ.FT.	EXISTING	REVISED
TOTAL EXTERIOR STORE	37,997	37,997
SUPPORT	11,172	10,974
SALES AREA	26,047	26,245
TOTAL INTERIOR STORE	37,219	37,219
PRODUCE PREP	712	712
MEAT PREP	783	783
DELI-BAKERY PREP	912	948
SEAFOOD PREP	0	0
PHARMACY	0	0
GROCERY STAGING	3504	3504
GROCERY BUNKERS	9	9
SALES : SUPPORT RATIO	2.33 : 1	2.39 : 1
SALES : GROCERY STAGING RATIO	7.43 : 1	7.49 : 1

<u>COOLERS & FREEZERS - SQ.FT.</u>		
PRODUCE COOLER	346	346
STORAGE FREEZER	372	372
ICE CREAM FREEZER	152	152
DAIRY COOLER	416	416
MEAT COOLER	323	323
TRAY COOLER	0	0
MEAT FREEZER	90	90
SEAFOOD COOLER	0	0
DELI-BAKERY FREEZER	1923	1923
DELI-BAKERY COOLER	79	79

<u>PRODUCE</u>		
PRODUCE : SINGLE-DECK	56	0
PRODUCE : MULTI-DECK	24	60
PRODUCE : ISLAND REFRIG.	0	39
FLORAL	4	6
HISPANIC	0	0

DELI/BAKERY		
COLD DELI : SERVICE	16	12
COLD DELI : SELF-SERVE	20	40
COLD DELI :		
SERVICE/SELF-SERVE	0	0
COLD DELI : SANDWICH STATION	0	0
COLD DELI : ISLANDS	0	2
HOT DELI : SELF-SERVE	8	6
HOT DELI : SERVICE/SELF-SERVE	0	0
HOT DELI : ISLANDS	0	5
SUSHI	0	0
BAKERY : SELF-SERVE REFRIG.	16	6
BAKERY : SELF-SERVE	0	0
NONREFRIG.		
REACH IN FROZEN BAKERY	3 DOORS	4 DOORS
HMS : SELF-SERVE	0	0
REACH IN FROZEN HMS	0	0
REACH IN FROZEN HMS	0	0

MEAT			
MEAT : SERVICE	0		0
MEAT : ONE/TWO DECK	32	0	0
MEAT : FOUR/FIVE/SIX DECK	36		68
MEAT : PROMO	16		18
LUNCH MEAT	24	32	32
REACH IN FROZEN MEAT/SEAFOOD	3 DOORS	10	DOORS
SEAFOOD : SERVICE	0		0
SEAFOOD : ONE/TWO DECK	0		0
SEAFOOD : PROMO	0		0
REACH IN FROZEN SEAFOOD	2 DOORS		0

GROCERY			
DAIRY : FRONT LOAD	100	112	
DAIRY PROMO	0	4	
DAIRY : REAR LOAD	0	0	
REACH IN FROZEN FOOD	75 DOORS	81 DOORS	
REACH IN ICE CREAM	24 DOORS	23 DOORS	
REACH IN TOTAL	99 DOORS	104 DOORS	
FROZEN FOOD END CAP	6 DOORS	6 DOORS	
ICE CREAM END CAP	3 DOORS	3 DOORS	
BEER	0	0	
WINE	0	0	
NATURE'S PLACE	0	0	
REACH IN FROZEN NATURE'S PLACE	0	0	

<u>SHELVING - LINEAR FEET</u>		
LOW GONDOLA	120	136
LOW SHELVING	14	54
SUB-TOTAL	134	190
HIGH GONDOLA	1410	1352
HIGH SHELVING	190	206
SUB-TOTAL	1600	1558

GRAND TOTAL	SHELVING	1734	1748
8 "0"	DAIRY	BLK BGE 98	
8 "0"	DAIRY	BLK BGE 98	
12 "0"	DAIRY	BLK BGE 98	
12 "0"	DAIRY	BLK BGE 98	
12 "0"	DAIRY	BLK BGE 98	
12 "0"	DAIRY	BLK BGE 98	
12 "0"	DAIRY	BLK BGE 98	
12 "0"	DAIRY	BLK BGE 98	
7 "0"	ICE CREAM ENDCAP	WHI BGE 98	
10 "4"	ICE CREAM	WHI BGE 98	
12 "11"	ICE CREAM	WHI BGE 98	
12 "11"	ICE CREAM	WHI BGE 98	
12 "11"	ICE CREAM	WHI BGE 98	
12 "11"	ICE CREAM	WHI BGE 98	
7 "9"	FROZEN FOOD	WHI BGE 98	
7 "9"	FROZEN FOOD	WHI BGE 98	
7 "9"	FROZEN FOOD ENDCAP	WHI BGE 98	
12 "11"	FROZEN FOOD	WHI BGE 98	
12 "11"	FROZEN FOOD	WHI BGE 98	
12 "11"	FROZEN FOOD	WHI BGE 98	
12 "11"	FROZEN FOOD	WHI BGE 98	
12 "11"	FROZEN FOOD	WHI BGE 98	
12 "11"	FROZEN FOOD	WHI BGE 98	
12 "11"	FROZEN FOOD	WHI BGE 98	
12 "11"	FROZEN FOOD	WHI BGE 98	
12 "11"	FROZEN FOOD	WHI BGE 98	
12 "11"	FROZEN FOOD	WHI BGE 98	
12 "11"	FROZEN FOOD	WHI BGE 98	
12 "11"	FROZEN FOOD	WHI BGE 98	
7 "9"	FROZEN FOOD ENDCAP	WHI BGE 98	